


Q1. The given pictograph shows the number of students in each section of class 2. Total number of students in class 2-D is ____



- A. 21 B. 6 C. 9 D. 15

Q2. The given pictograph shows the number of star stickers achieved by five children in a month. Who got the maximum number of star stickers?




- A. Amit B. John C. Riya D. Sam

Q3. The given pictograph shows the number of star stickers achieved by five children in a month. How many more star stickers did Priya get than Sam?




- A. 25 B. 10 C. 20 D. 15

Q4. The given pictograph shows the number of students in each section of class 2. Total number of students in class 2-C is ____



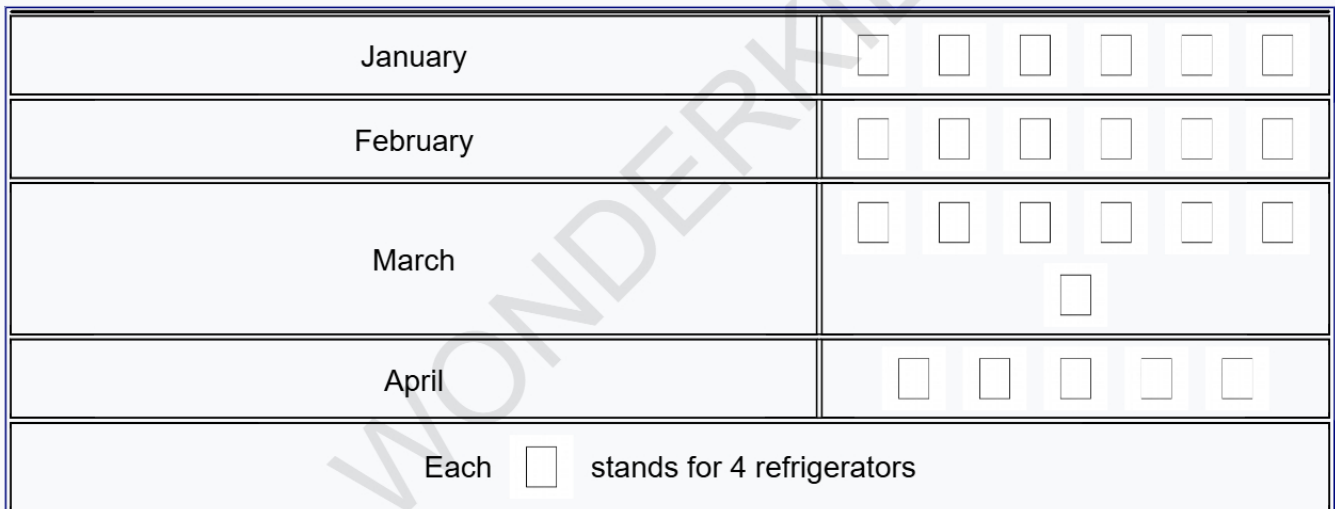
- A. 12 B. 9 C. 3 D. 6

Q5. The given pictograph shows the number of students in each section of class 2. Total number of students in class 2-A is ____



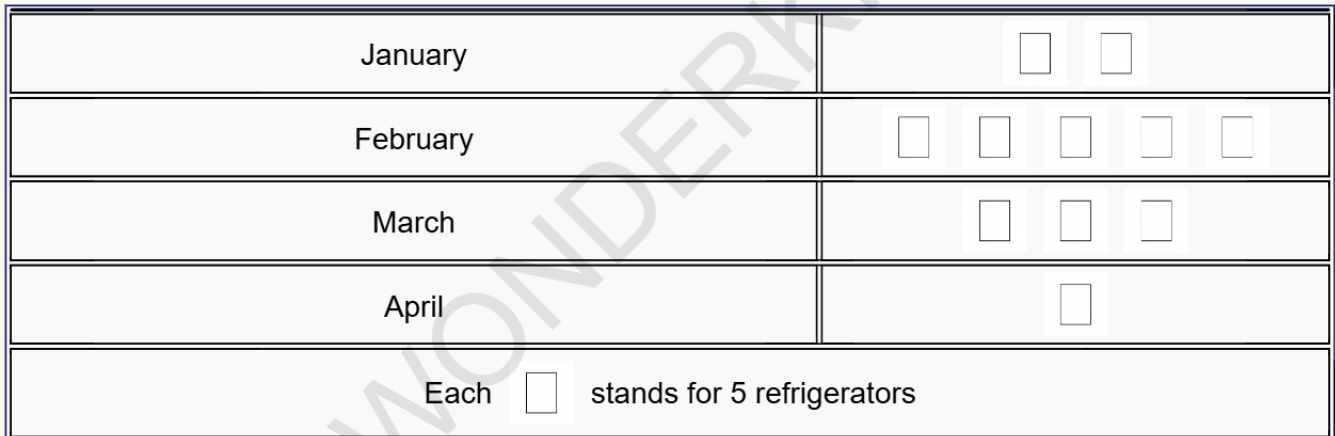
- A. 12 B. 30 C. 54 D. 6

Q6. The given pictograph shows the number of refrigerators Mr Sharma sold in 4 different months. How many more refrigerators were sold in March than in April?




- A. 8 B. 16 C. 12 D. 4

Q7. The given pictograph shows the number of refrigerators Mr Sharma sold in 4 different months. In which month were the fewest refrigerators sold?



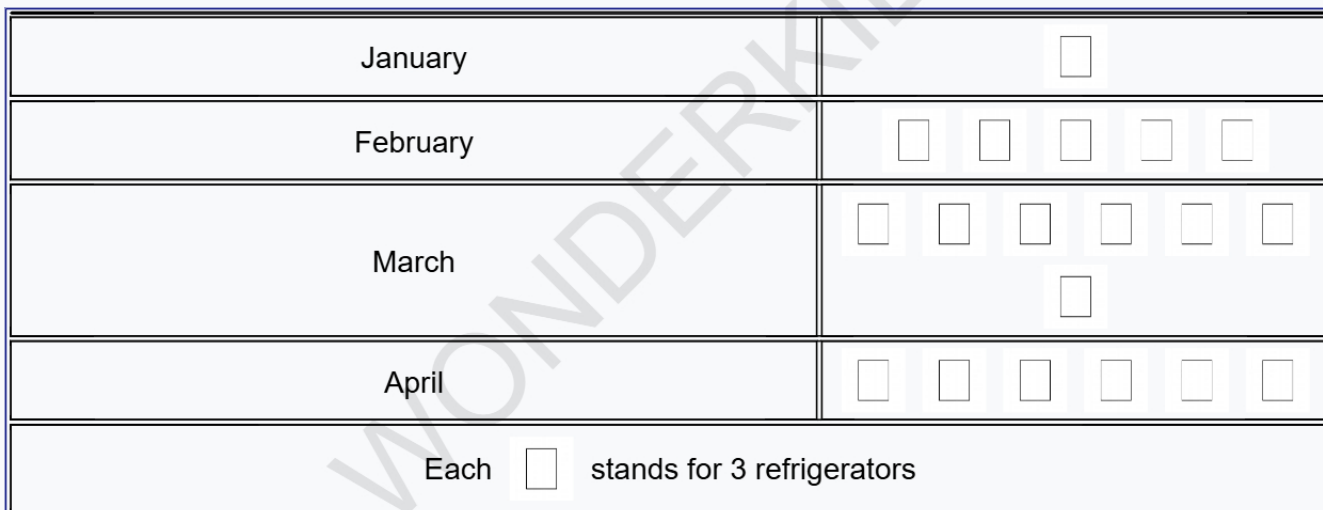
- A. January B. April C. March D. February

Q8. The given pictograph shows the number of students in each section of class 2. How many total number of students are there in class 2 ?



- A. 51 B. 48 C. 60 D. 57

Q9. The given pictograph shows the number of refrigerators Mr Sharma sold in 4 different months. In which month were the most refrigerators sold?



- A. February B. March C. January D. April

Q10. The given pictograph shows the number of star stickers achieved by five children in a month. Which two children got same number of stars?



- A. Priya and Amit B. John and Priya C. Riya and John D. Amit and Riya

Answer Sheet

Q1. C	Q2. A	Q3. B
Q4. C	Q5. B	Q6. A
Q7. B	Q8. B	Q9. B
Q10. A		