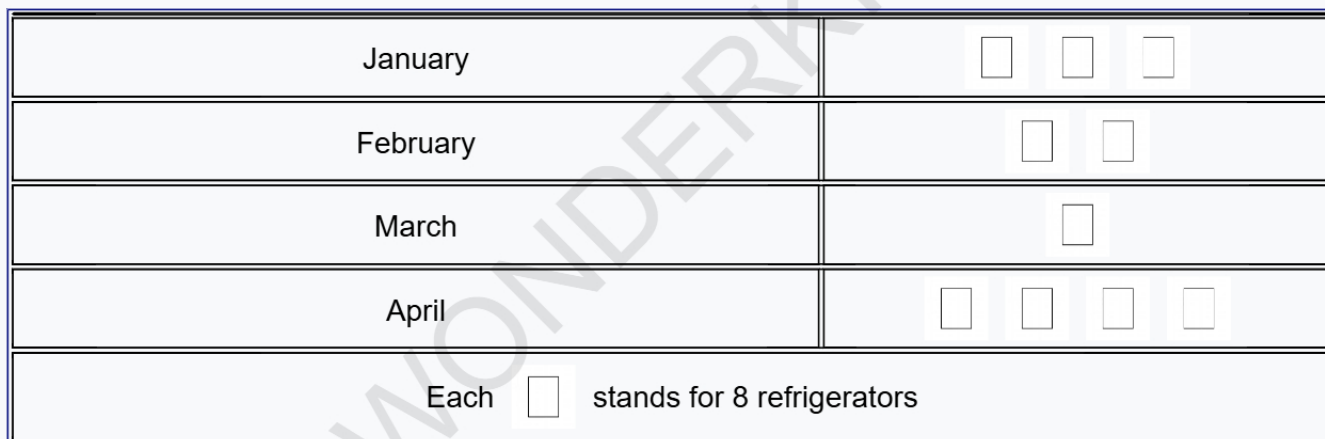


# WONDERKIDS

## Pictographs, Data Handling

### Class VII, Mathematics

**Q1. The given pictograph shows the number of refrigerators Mr Sharma sold in 4 different months. In which month were the most refrigerators sold?**



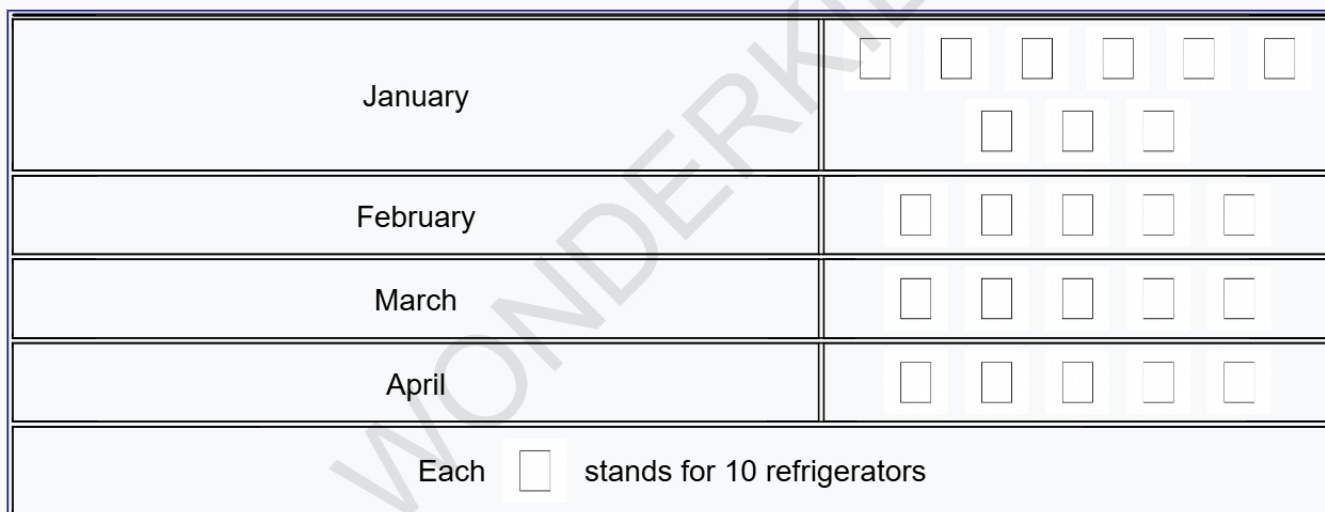
- A. March      B. February      C. April      D. January

**Q2. The given pictograph shows the number of star stickers achieved by five children in a month. Which two children got same number of stars?**



- A. John and Priya      B. Amit and Priya      C. Riya and Priya      D. Sam and John

**Q3. The given pictograph shows the number of refrigerators Mr Sharma sold in 4 different months. How many refrigerators did Mr Sharma sell in January?**




- A. 80    B. 120    C. 90    D. 110

**Q4. The given pictograph shows the number of star stickers achieved by five children in a month. Who got the minimum number of star stickers?**



- A. Riya    B. Priya    C. Amit    D. John

**Q5. The given pictograph shows the number of students in each section of class 2. How many total number of students are there in class 2 ?**



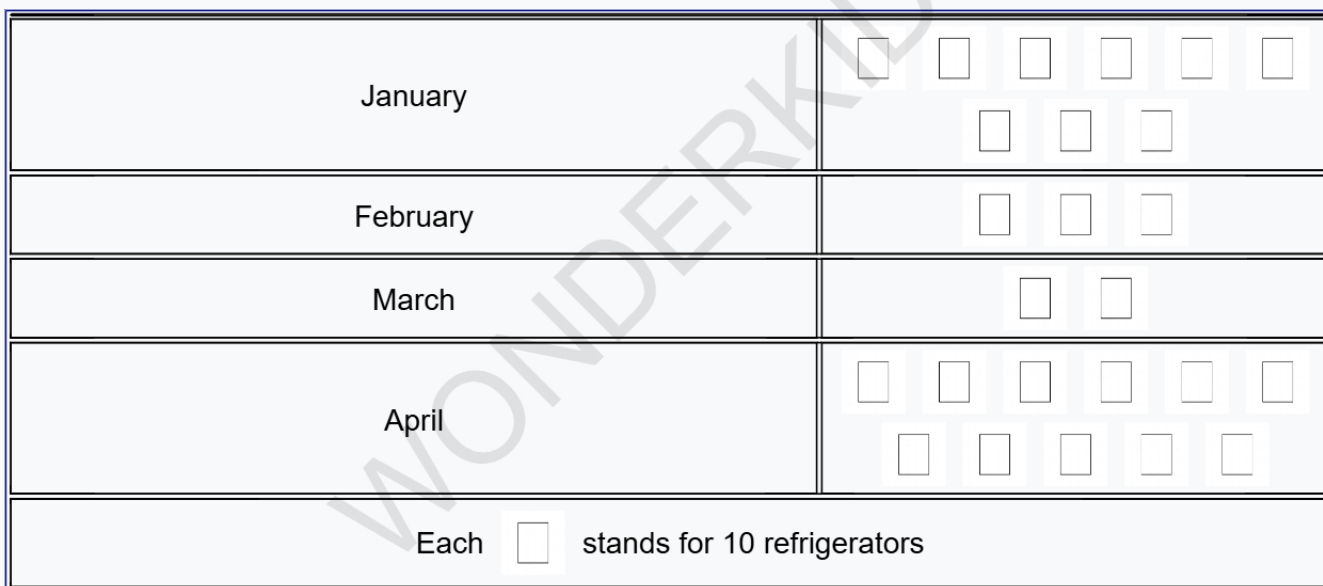
- A. 117      B. 99      C. 90      D. 63

**Q6. The given pictograph shows the number of star stickers achieved by five children in a month. Which two children got same number of stars?**




- A. Priya and Amit      B. Riya and Sam      C. Amit and John      D. Sam and Priya

**Q7. The given pictograph shows the number of refrigerators Mr Sharma sold in 4 different months. In which month were the fewest refrigerators sold?**



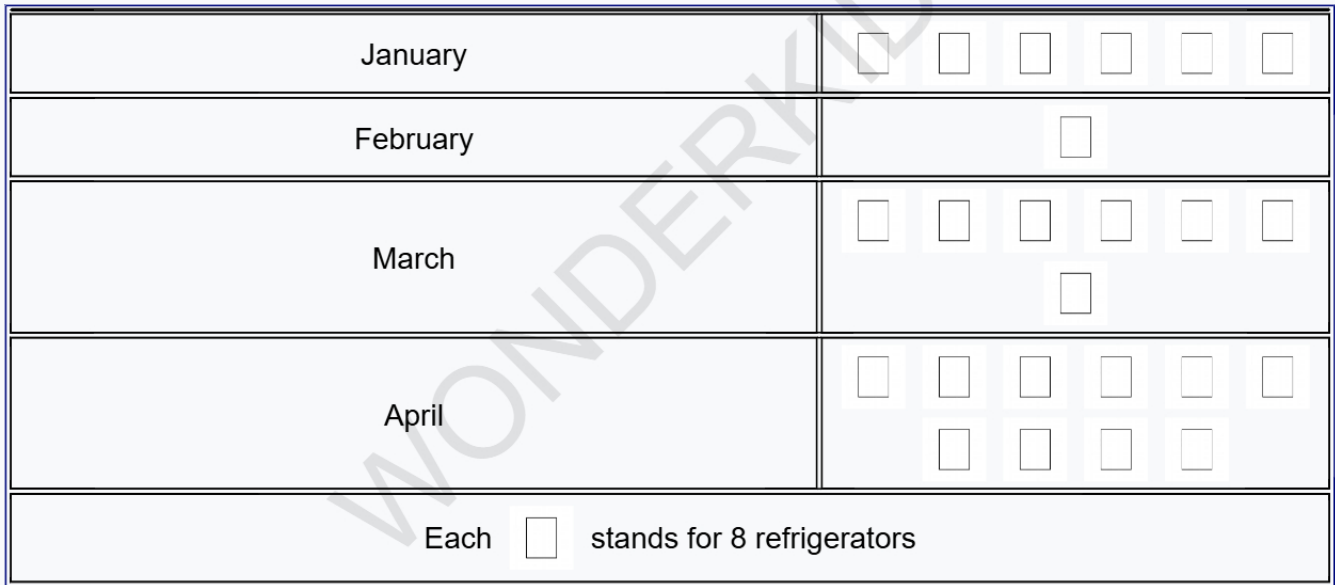
- A. March      B. January      C. February      D. April

**Q8. The given pictograph shows the number of students in each section of class 2. Total number of students in class 2-A is \_\_\_\_**



- A. 56      B. 40      C. 24      D. 48

**Q9. The given pictograph shows the number of refrigerators Mr Sharma sold in 4 different months. In which month were the fewest refrigerators sold?**



- A. March      B. April      C. January      D. February

**Q10. The given pictograph shows the number of star stickers achieved by five children in a month. Who got the maximum number of star stickers?**



- A. John      B. Amit      C. Riya      D. Priya

# Answer Sheet

Q1. C	Q2. D	Q3. C
Q4. D	Q5. B	Q6. A
Q7. A	Q8. C	Q9. D
Q10. D		